



ML9400 Series

POLARIZING MICROSCOPES

Incident and transmitted light polarizing microscopes

Features

Eyepieces: One DIN HWF10X wide field focusing eyepieces with cross-line reticule and guide pin and one DIN HWF10X wide field standard eyepiece.

Viewing head: Binocular or trinocular viewing head, inclined at 30°. The right eyetube is slotted for the orientation of the cross line reticule and the left eyetube is provided with a graduated diopter adjustment. Interpupillary distance is adjustable between 52mm and 72mm.

Objective Changer: Quadruple revolving ball-bearing nosepiece with one fixed and three centerable objective positions. Two adjustment wrenches included.

Objectives: DIN SM Plan Strain Free objectives.
4X/0.10 NA, 10X/0.25 NA, 40X/0.65 NA.
(Magnification factor 1.8X)

Compensators: DIN Standard, 20mm x 6mm, full wavelength retardation plate. (Gypsum, first order red, sensitive tint, 530nm) DIN Standard, 20mm x 6mm, 1/4 wavelength retardation plate. (Mica, 147.3nm)

Bertrand Lens: With field limiting stop mounted in slide for East - West insertion.

Analyzer: Mounted in slide for East - West insertion.

Polarizer: Rotatable polarizer in swing-out mount with detent at 0° and 90°

Stage: Circular rotatable and centering stage, 150mm diameter, graduated 360° with vernier reading to 0.1°. Equipped with two stage specimen clips. An optional attachable mechanical stage is also available for standard half-sized slides.

Condenser: Strain free Achromatic Condenser, N.A. 1.25, with aperture iris diaphragm and swing-out filter tray. Mounted in a centerable condenser holder with rack and pinion adjustment.



Illuminators: Built in transmitted Koehler illuminator with 6V 30W halogen lamp, transformer and variable rheostat control. Vertical Koehler illuminator with 6V 30W halogen lamp with quick change over device. Transformer and variable rheostat control are supplied in a separate case.

Focusing Movement:

Coaxial low-positioned coarse and fine focus controls, graduated to 2 microns per division, are fitted with tension adjustment and safety auto stop.

Size and Weight:

ML9410: 200mm (W) x 270mm (D) x 450mm (H), Net weight 8.2kg
ML9420: 200mm (W) x 270mm (D) x 450mm (H), Net weight 8.4kg
ML9430: 200mm (W) x 270mm (D) x 450mm (H), Net weight 8.5kg



ML9420

Viewing Heads

- MA647 Binocular head, 30° inclination. One eyetube slotted for orientation of cross-line eyepiece.
- MA648 Trinocular head, 30° inclination. One eyetube slotted for orientation of cross-line eyepiece, but with 80% / 20% beam splitter and vertical photo tube.
- MA649 Monocular head, 30° inclination. Eyetube slotted for orientation of cross-line eyepiece.
- MA656 Binocular head, erect image, 30° inclination. One eyetube slotted for orientation of cross-line eyepiece.
- MA666 Trinocular head, erect image, 30° inclination.
One eyetube slotted for orientation of cross-line eyepiece. (100% cutoff of the left eyetube occurs when the beam splitter is moved into position.)

Eyepieces

- MA406 DIN HWF10X High eyepoint eyepice, F.N. 18mm.
- MA413CP DIN Focusing HWF 10X eyepiece with cross-line reticule and guide pin.

Objectives


- MA641 SM Plan Strain Free Objective 4X/N.A.0.10 (Included)
- MA642 SM Plan Strain Free Objective 10X/N.A.0.25 (Included)
- MA643 SM Plan Strain Free Objective 20XS/N.A.0.40
- MA644 SM Plan Strain Free Objective 40XS/N.A.0.65 (Included)
- MA645 SM Plan Strain Free Objective 60XS/N.A.0.85
- MA646 SM Plan Strain Free Objective 100XS/N.A.1.25 oil

Objectives - for use without cover slip.

- MA724 SM Plan Strain Free Objective 20XS/N.A.0.40 160/0
- MA725 SM Plan Strain Free Objective 40XS/N.A.0.65 160/0

Other Items

- MA299 Attachable mechanical stage.
- MA326 Spare Halogen bulb 6V 30W
- MA327 Fuse 3A
- MA469 1/4" Wave-length test plate in sliding mount (Included)
- MA470 First order red compensating plate in sliding mount. (Included)
- MA471 Analyzer in sliding mount. (Included)
- MA477 Bertrand lens. (Included)
- MA654 Quartz Wedge 6 order graduated
- MA475/05 Blue clear filter, 15mm diameter, in mount.
- MA476 Green clear filter, 15mm diameter, in mount.
- MA198 ND8 Neutral density filter, 15mm diameter in mount.
- MA712 Dust cover.



ML9430

ORDERING INFORMATION FOR ML9400 SERIES

Model	Body	Eyepieces	Objectives	Illuminator
ML9420	Binocular	HWF 10X HWF 10X-F (w/cross line)	SM. PLAN Strain free 4X, 10X, 40X (Magnification factor 1.8X)	Transmitted Koehler illuminator, 6V 30W halogen. Vertical Koehler illuminator, 6V 30W halogen.
ML9430	Trinocular	HWF 10X HWF 10X-F (w/cross line)		
ML9410	Monocular	HWF 10X-F (w/cross line)		

Supplied in Styrofoam case with dust cover and operation manual.

Note: Please specify voltage when ordering.



www.MicroscopeWorld.com
800-942-0528
760-438-0528
info@microscopeworld.com

MEIJI TECHNO AMERICA
2186 Bering Drive
San Jose, CA., 95131, USA
Phone : 408-428-9654 Fax : 408-428-0472
Toll free : 800-832-0060



MEIJI TECHNO CO.,LTD.
6, Oi-670, Oi-machi, Iruma-gun
Saitama 356, Japan
Phone : 492-67-0911
Fax : 492-69-0691, 492-69-0692